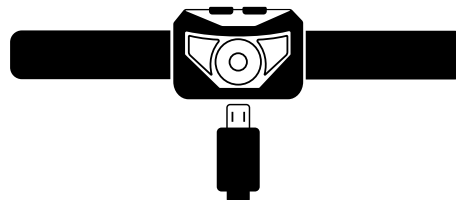
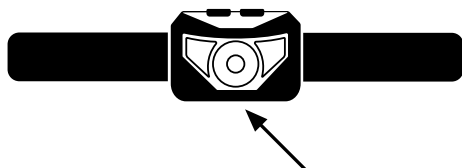




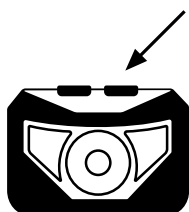
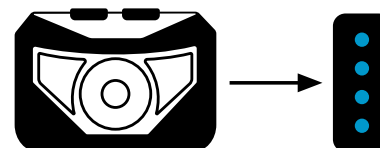
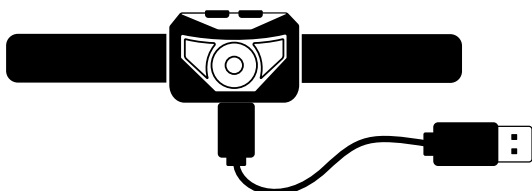
## RECHARGEABLE, HIGH PERFORMANCE LED HEADLAMP

### TO CHARGE:

- › Locate the charging port on the bottom of the head lamp to charge & remove the silicone port protector.
- › Insert the micro USB charging head into the receiver.



- › Once connected, insert the USB end into any USB accepting charger and plug into the wall.
- › A blue light on the right side will indicate the Charge level. At full charge, all 4 lights will be blue and not blinking.



### TO USE:

- › Locate the 2 buttons that turn the lights on and allow you to toggle through the various light modes.
- › The right button with standard 'power' symbol molded into the button allows you to toggle through the following modes: directional high, directional low, flood high, flood low, red flood and red SOS.
- › The left button with a dot and 2 curved lines will turn on the directional high and flood high and the on/off is by a motion sensor.

